

2018/2022  
**2022**

Prep.Version: May 2023

## ANNUAL REPORT

Programs, Services,  
Information

# GOOD SAMARITAN NETWORK

---

Meeting People At Their  
Need... Everyday

12933 Parkside Drive  
Fishers, IN 46038 | 317.842.2603  
[www.gsnlive.org](http://www.gsnlive.org)

Good  
Samaritan  
NETWORK 



# MEETING PEOPLE AT THEIR NEED 2022 IN HAMILTON COUNTY

Meeting the needs of people in emergencies or crisis is our passion. We do that by serving the Hamilton County community directly (clients) and indirectly (Network).

## CLIENT ASSISTANCE - 1

1,305 Clients Served / Intake / Case Mang.  
74% Female Head of Household  
26% Male Head of Household  
21 Households Cancer Related  
63% Rent/Mortgage  
37% Electric/Gas/Utilities/Misc.  
119 FREE Oil Changes  
\$598,746 Secured and Processed  
Federal, Local, Private Grants  
\$15.7 MILLION (value) repurposed  
and Special Programming goods

## FOOD INSECURITY - 3

\$1.4 MILLION / 290,000 lbs. / Value in Direct Client  
Assistance with Food Distributions  
3,974 Households Served  
6 Mobile Food Distribution events in collaboration  
with Gleaners  
  
\$1.3 MILLION Community Food  
support for Hamilton County pantries,  
backpacks, and summer lunch  
programs in collaboration with  
Midwest Food Bank  
17.4M Lbs./3 Yr Collab.Community Food Distrib.

## NETWORK COLLABORATION - 6

Connecting and collaborating community-wide with Hamilton County agencies, pantries, churches, and non-profits providing referrals and developing best practices to serve Hamilton County families.

## HOMELESSNESS SHELTER - 2

205 Households Shelter  
Insecurity Placement  
186 Homeless Independent  
Assistance(clothing, food, hygiene)  
(\$128,400 Processed for  
Shelter Insecurity.

## ENERGY ASSISTANCE - 4

826 Households Served  
(Prev. Program Yr.)  
\$701,544 State Funded  
Applications Processed

## HOLIDAY ASSISTANCE - 5

**THANKSGIVING**  
20,768 Individuals - Food Distribution  
2,802 Thanksgiving Day Meal Deliveries  
**CHRISTMAS**  
25,934 Individuals - Food,  
Clothing, Toys Distribution  
4,207 Christmas Eve Meals Delivered  
46,702 Holiday Distributions  
7,009 Holiday Meal Deliveries

### BABE STORE

4,242 People  
impacted  
1,060 Households  
Served

### REHAB LINK

1,272 Loaned pieces  
of Rehab Equipment  
179 Households  
Served

### RECYCLED CYCLES

672 Refurbished  
Bicycles provided  
to Hamilton  
County Families

### BREATH EASY

Addressing smoke-  
free air at work and  
in public places.

### CANCER SERVICES

Impacting cancer  
diagnosis and or  
various cancer-  
related issues.

### Hamilton County COAD

Coordinating  
Emergency human  
services during all  
stages of a disaster.

# Good Samaritan Network of Hamilton County

## Client Assistance Overview

**74%**

of the households served are based on **FEMALES** who are responsible for managing the household

**63%**

of client financial assistance is requested for **RENT/MORTGAGE** to provide safety, resilience, and shelter security

**1,727 SINGLE PARENT** Households also engaged for **HOLIDAYS** beyond traditional client assistance requests

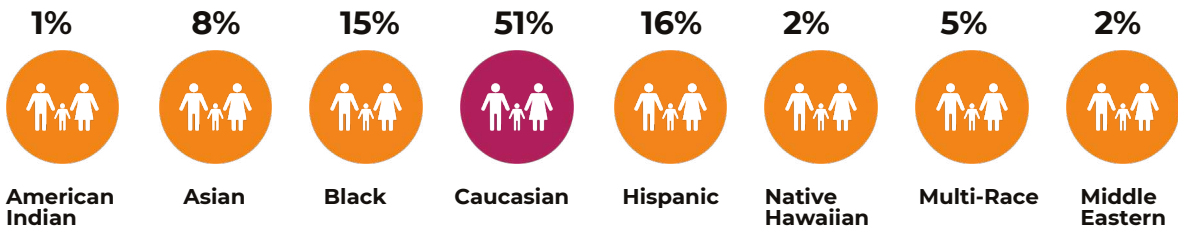
**26%**

of the households served are based on **MALES** who are responsible for managing the household

**37%**

of client financial assistance is requested for **ENERGY/UTILITIES** to provide safety, resilience, and shelter security

### Client Population



### 2022 GSN Holiday Assistance

HOLIDAY ASSISTANCE served 3,804 requests, representing 9,973 adults and children among 2,516 households



### 2020-2022 GSN Holiday Assistance

HOLIDAY ASSISTANCE served 10,516 requests, representing 16,659 adults and children among 4,211 households



### Client Cities

Arcadia 2%  
Carmel 15%  
Cicero 3%  
Fishers 13%  
Indianapolis 3%  
Noblesville 44%  
Sheridan 4%  
Westfield 14%  
Misc. Cities\* 2%

\*Anderson, Atlanta, Elwood, Fortville, Greensburg, Kokomo, Orestes, Pendleton, Plainfield, Tipton, Zionsville

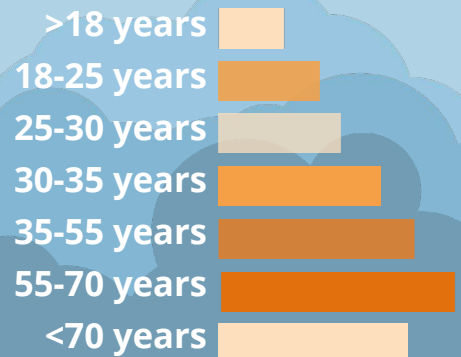
**44%**  
NOBLESVILLE

**15%**  
CARMEL

**14%**  
WESTFIELD

**13%**  
FISHERS

### Client Ages



### Collaborative Food Distributions

68,898 Households  
235,374 Individuals  
17.4M Lbs of Food




3-YR  
SUMMARY  
2020 - 2022

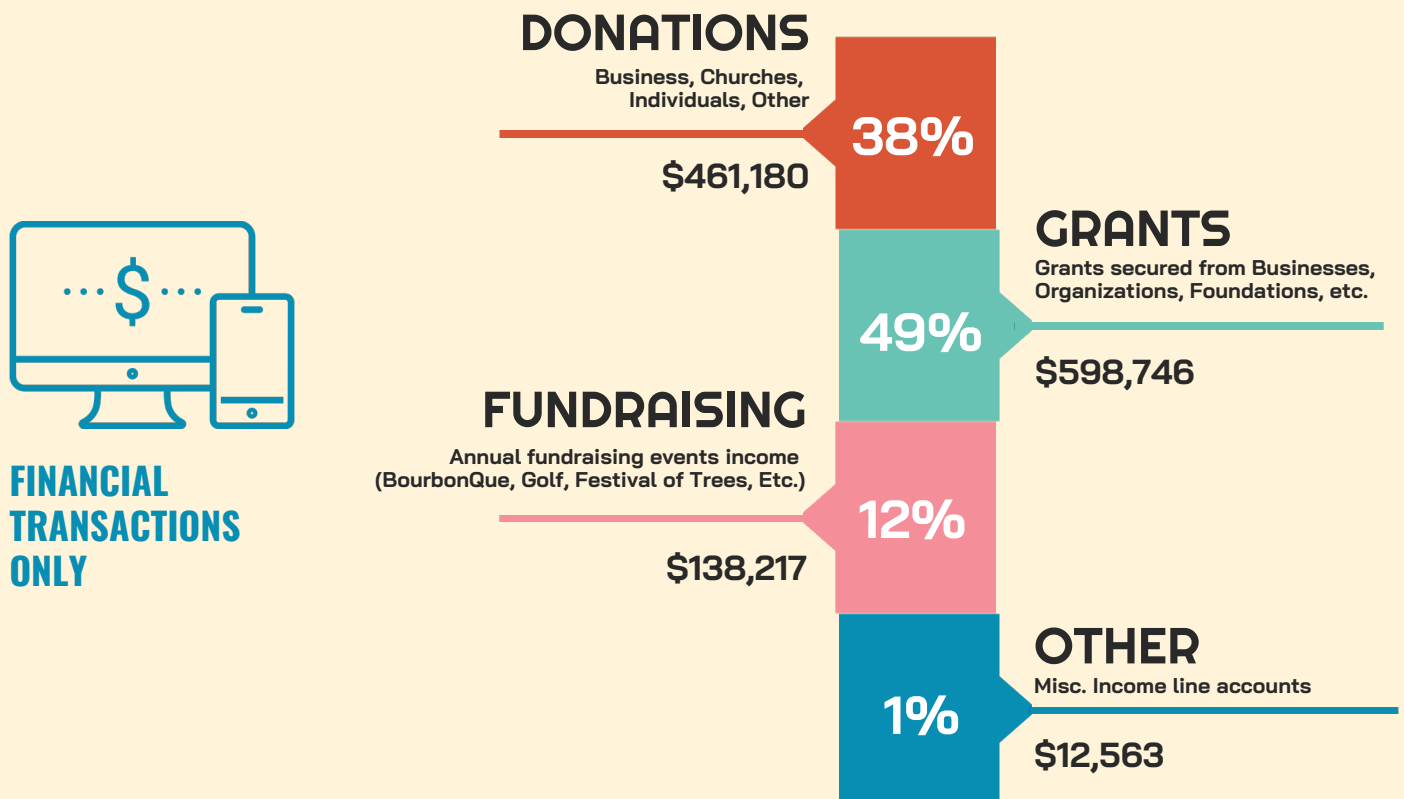
# Good Samaritan Network of Hamilton County

## 2022 Income Streams

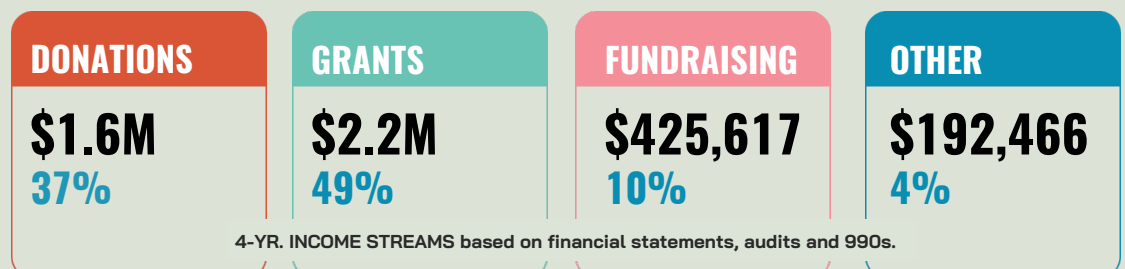
IN-KIND DONATIONS represent any non-cash donation. Typically includes food, clothing, household items, hygiene items, etc., repurposed to Hamilton County families and agencies.



FINANCIAL TRANSACTIONS represent funding for programming and services, as well as occupancy and staffing needs to continue our footprint in Hamilton County.



**2019 - 2022  
INCOME**



4-YR. INCOME STREAMS based on financial statements, audits and 990s.

# GOOD SAMARITAN NETWORK VOLUNTEERS

## 2018/ 22

VOLUNTEERING IS GENERALLY CONSIDERED AN UNSELFISH ACT AND IS INTENDED TO PROMOTE GOODNESS OR IMPROVE HUMAN QUALITY OF LIFE. IN RETURN, THIS ACTIVITY CAN PRODUCE A FEELING OF SELF-WORTH AND RESPECT. THERE IS NO FINANCIAL GAIN INVOLVED FOR THE INDIVIDUAL(S).

### 4,165

2023 UNIQUE / VOLUNTEERS

WAREHOUSE  
OFFICE SUPPORT  
HOLIDAY PROGRAMMING  
MOBILE FOOD DISTRIBUTIONS  
TRANSPORTATION TEAM  
DATA ENTRY TEAMS  
EVENTS

---

### 135

WORK GROUPS / 2018-2022

WITH  
**2,342**  
INDIVIDUALS

WOMEN  
MEN  
CHILDREN  
YOUTH  
SENIORS

### 6,507

VOLUNTEERS ENGAGED / 2018-2022

VOLUNTEERING BENEFITS THE VOLUNTEER AS WELL AS THE PERSON OR COMMUNITY SERVED.